

UNITED STATES BANKRUPTCY COURT
Western District of Tennessee
PETITIONS FILED FOR TWELVE MONTH PERIODS
BY DIVISIONS

Apr 1, 2018 - Mar 31, 2019			
	Memphis	Jackson	Totals
Chapter 7	2,437	835	3,272
Chapter 11	13	3	16
Chapter 12	0	2	2
Chapter 13	8,090	2,000	10,090
Totals:	10,540	2,840	13,380

Apr 1, 2017 - Mar 31, 2018			
	Memphis	Jackson	Totals
Chapter 7	2,652	903	3,555
Chapter 11	20	5	25
Chapter 12	1	2	3
Chapter 13	8,499	1,827	10,326
Totals:	11,172	2,737	13,909

Apr 1, 2016 - Mar 31, 2017			
	Memphis	Jackson	Totals
Chapter 7	2,762	917	3,679
Chapter 11	29	10	39
Chapter 12	0	0	0
Chapter 13	8,840	1,900	10,740
Totals:	11,631	2,827	14,458

Apr 1, 2015 - Mar 31, 2016			
	Memphis	Jackson	Totals
Chapter 7	2,995	981	3,976
Chapter 11	12	6	18
Chapter 12	0	0	0
Chapter 13	9,529	1,983	11,512
Totals:	12,536	2,970	15,506

2019 Over 2018			
	Memphis	Jackson	Total %
Chapter 7	(215)	(68)	-7.96%
Chapter 11	(7)	(2)	-36.00%
Chapter 12	(1)	0	-33.33%
Chapter 13	(409)	173	-2.29%
Totals:	(632)	103	-3.80%

2019 Over 2018		
	Jackson	Total %
Chapter 7	(68)	-7.53%
Chapter 11	(2)	-40.00%
Chapter 12	0	0.00%
Chapter 13	173	9.47%
Totals:	103	3.76%

% of Filings by Chap. By Div. Chapter % of			
	Memphis	Jackson	Total Filings
Chapter 7	74%	26%	24%
Chapter 11	81%	19%	0%
Chapter 12	0%	100%	0%
Chapter 13	80%	20%	75%
Totals:	79%	21%	100%

% of Filings by Chap. By Div. Chapter % of			
	Memphis	Jackson	Total Filings
Chapter 7	75%	25%	26%
Chapter 11	80%	20%	0%
Chapter 12	33%	67%	0%
Chapter 13	82%	18%	74%
Totals:	80%	20%	100%

% of Filings by Chap. By Div. Chapter % of			
	Memphis	Jackson	Total Filings
Chapter 7	75%	25%	25%
Chapter 11	74%	26%	0%
Chapter 12	0%	0%	0%
Chapter 13	82%	18%	74%
Totals:	80%	20%	100%

% of Filings by Chap. By Div. Chapter % of			
	Memphis	Jackson	Total Filings
Chapter 7	75%	25%	26%
Chapter 11	67%	33%	0%
Chapter 12	0%	0%	0%
Chapter 13	83%	17%	74%
Totals:	81%	19%	100%

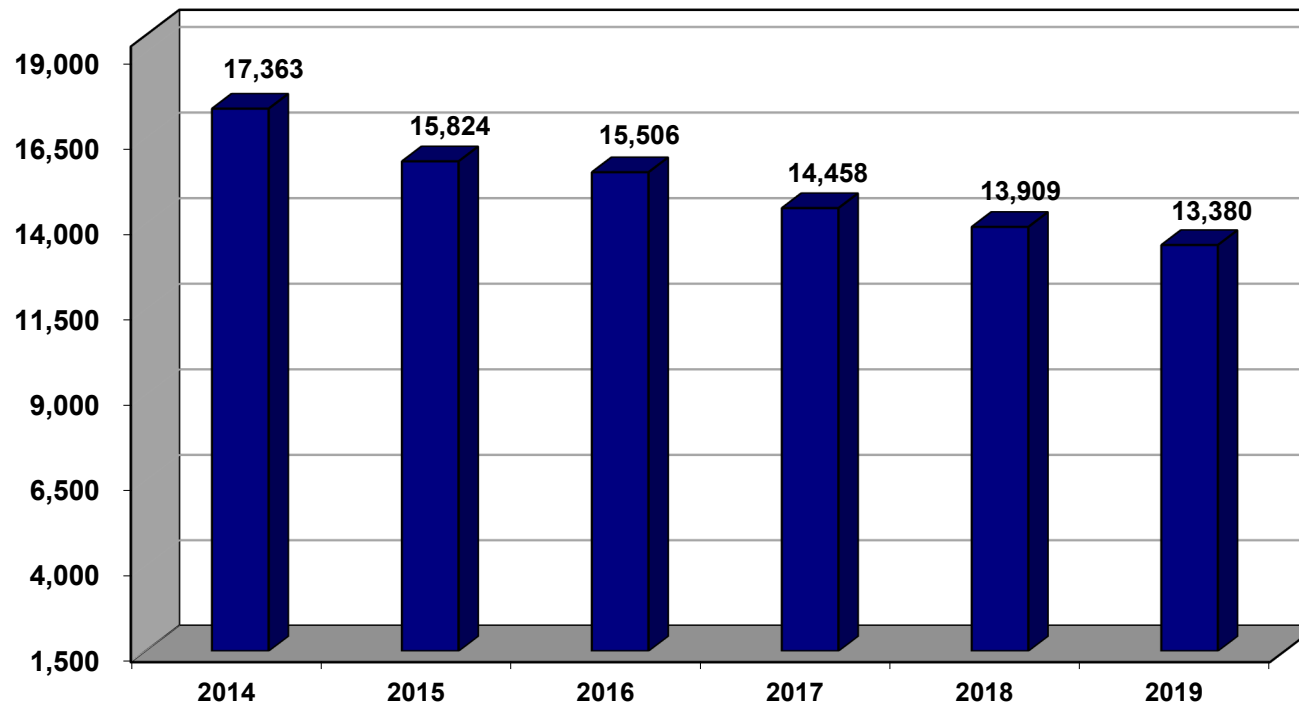
**Overall Change
2019 Over 2018
(Both Divisions)**

-3.80%

2019 Over 2018		
	Memphis	Total %
Chapter 7	(215)	-8.11%
Chapter 11	(7)	-35.00%
Chapter 12	(1)	-100.00%
Chapter 13	(409)	-4.81%
Totals:	(632)	-5.66%

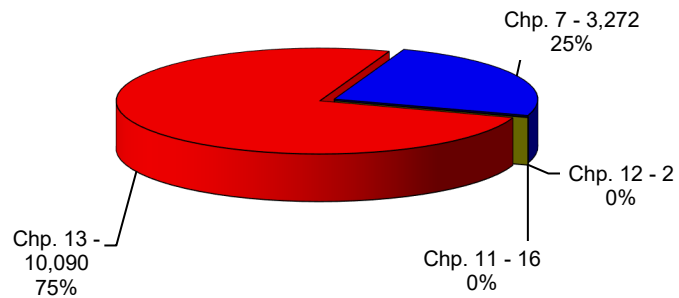
Calculation of percentages are rounded to two places. .745 would be shown as .75 or 75%, and .744 would be displayed as .74 or 74%.

**Total Filings For Western District By Year
12 Month Period Ending Mar 31, 2019
and Prior 12 Month Intervals**

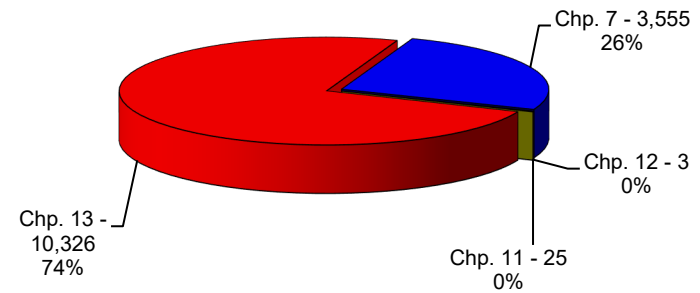


United States Bankruptcy Court Western District of Tennessee

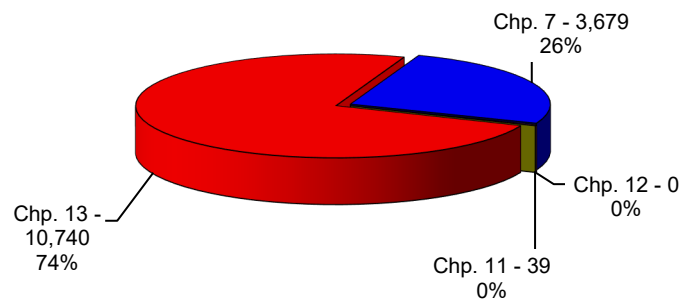
**Bankruptcy Case Filings
Apr 01, 2018 thru Mar 31, 2019**



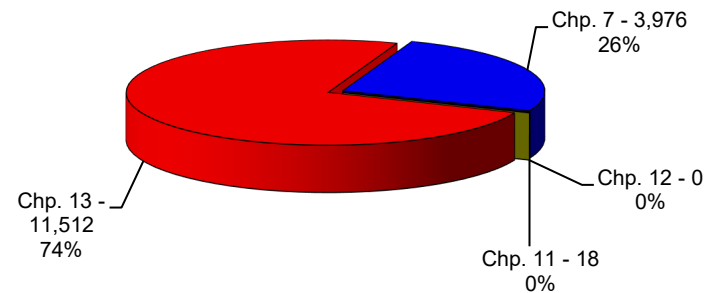
**Bankruptcy Case Filings
Apr 01, 2017 thru Mar 31, 2018**



**Bankruptcy Case Filings
Apr 01, 2016 thru Mar 31, 2017**

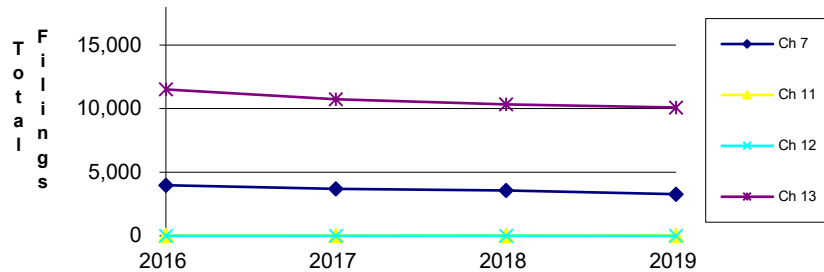


**Bankruptcy Case Filings
Apr 01, 2015 thru Mar 31, 2016**

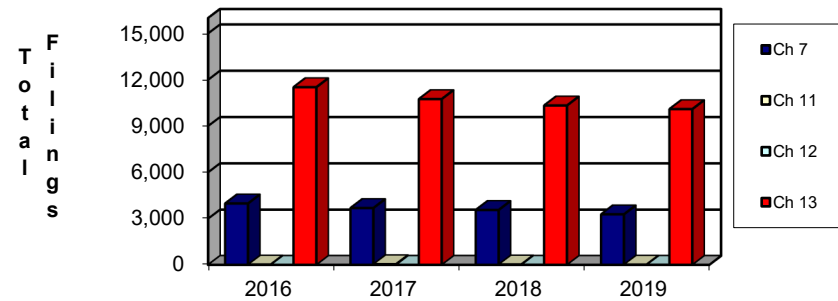


United States Bankruptcy Court Western District of Tennessee

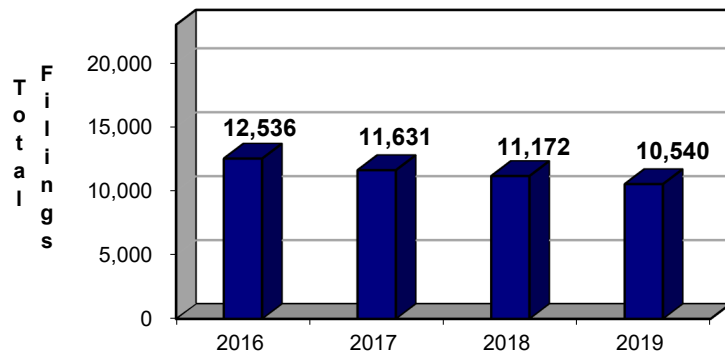
**Bankruptcy Case Filings
Three Year Comparison**



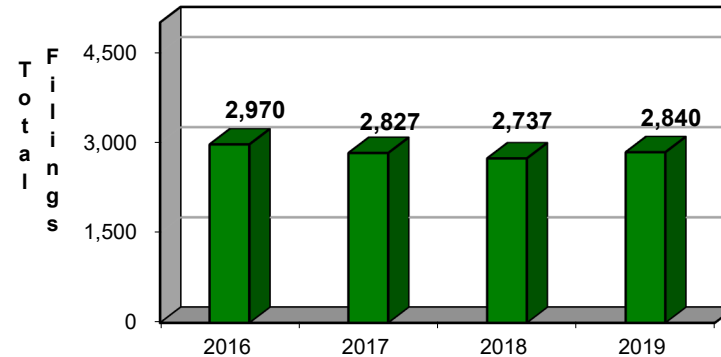
**District Wide Total
By Chapter**



**Total Filings For Western Division By Year
12 Month Period Ending Mar 31, 2019
and Prior 12 Month Intervals**



**Total Filings For Eastern Division By Year
12 Month Period Ending Mar 31, 2019
and Prior 12 Month Intervals**



NOTE: Data For Each Year was Calculated Beginning Mar 31, 2019 And Extending Backwards Twelve Months

**Bankruptcy Yearly Case Filings
Western District of Tennessee**

